

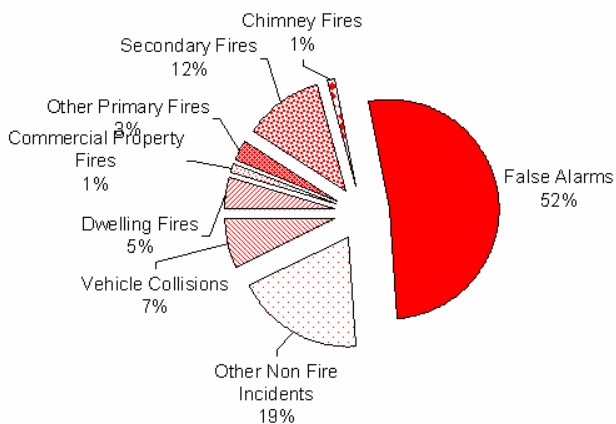


What does this mean for Elmbridge?

Surrey Fire and Rescue Services' Public Safety Plan includes proposals to change the way we deliver fire and rescue services on a countywide basis. The proposals are designed to balance resources across the County and further improve efficiencies within the Service.

We provide emergency response cover with up to 35 fire engines, which are supported by a range of other specialist resources of our own and neighbouring services. Four of these fire engines are currently based at Esher, Painshill and Walton Fire Stations but they are not resources dedicated to the Borough. This means that these fire engines will respond to incidents outside Elmbridge but similarly we can use resources from across the County to deal with emergencies in the Borough effectively. An example of this would be the roof fire in Rydens Avenue in 2010, which saw more than 7 fire engines responding.

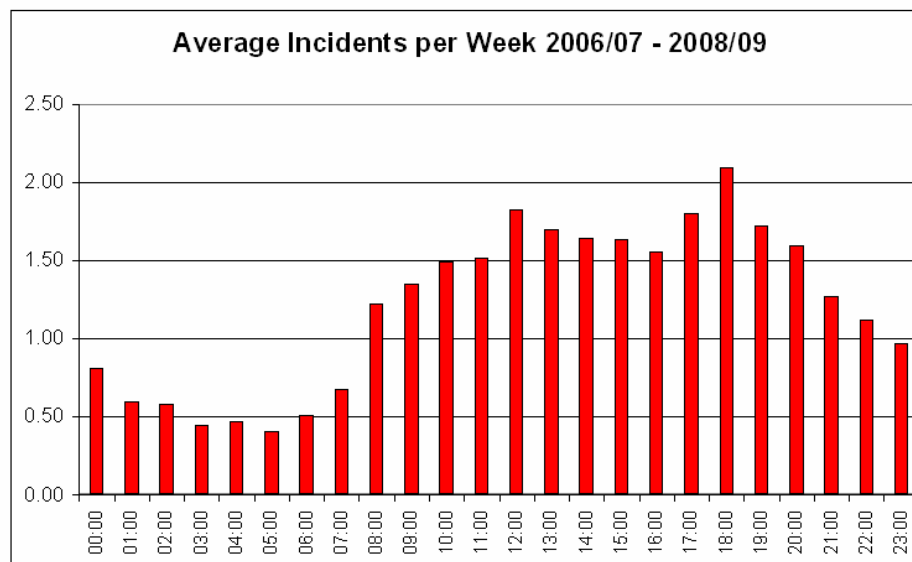
An average week in Elmbridge



If there was such a thing as an average week for Elmbridge in 2008/9, we would have about 26 incidents, 13 of which would be false alarms. There would be about one fire in a dwelling, about one in other property and about three non-property (secondary) fires, such as rubbish or grass alight. We would need to deal with about two vehicle collisions

and about five other incidents (special services), which could be flooding or animals trapped, etc. The fire engines will also be used as required to

standby at other locations to maintain emergency response cover across the County as required.



In 2008/9 there were a total of 806 incidents during the day (7am to 7pm); during the evening and overnight (7pm to 7am) there were 514 incidents. The spread of incidents across the 24-hour period in Elmbridge is similar to the Surrey trend and on average about 64% of incidents occurring during the day.

As we have stated in our response standard, we will send the quickest appropriate response to an emergency and for you that may not be a fire engine from a fire station in the Borough. That is current practice and it will not change under the proposals put forward for consultation.



What does this mean for Elmbridge?

If the proposals are implemented, there would be a change in the number of fire engines based in Elmbridge. The proposals would see a fire engine based at Painshill and Walton Fire Stations crewed by wholetime¹ staff to provide an immediate response 24 hours a day. At Esher it is proposed an immediate response fire engine will be available between 7am and 7pm but between 7pm and 7am there would be no fire engine assigned to that station. This will mean that some firefighters currently based in the Borough will need to work from other locations within Surrey and the role of retained duty² firefighters would change.

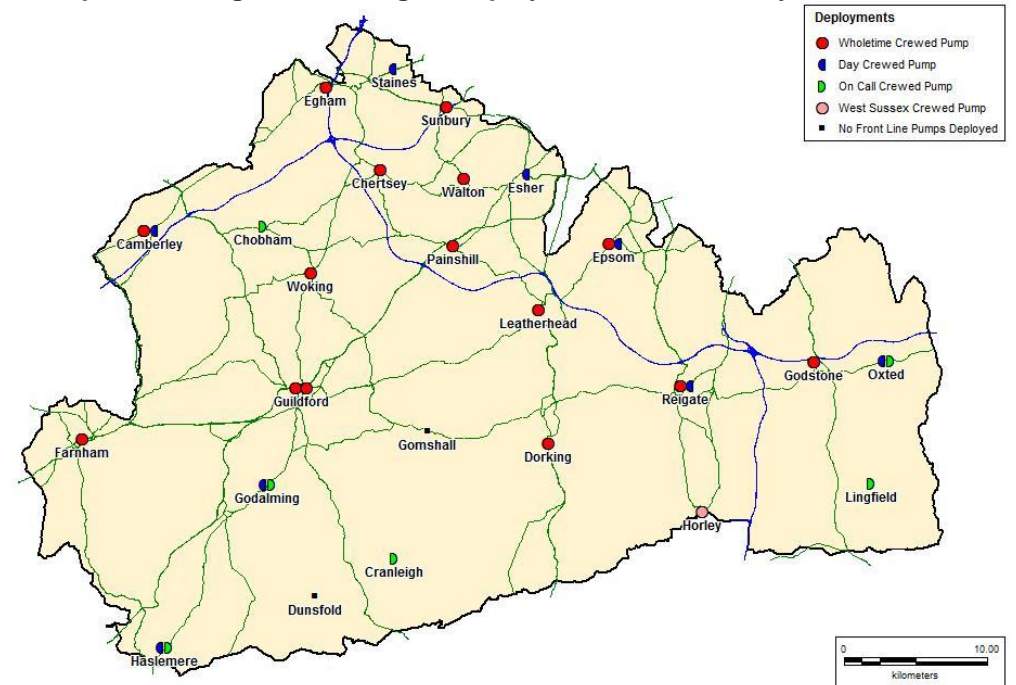
Elmbridge is surrounded by many other Surrey resources based at Sunbury, Chertsey, Woking, Guildford, Leatherhead and Epsom fire stations, plus those based in London. We have modelled³ the effect of these proposals and identified their potential impact on each of the boroughs and districts. It is predicted that the average response times for the first and second fire engines to arrive at an incident in Elmbridge would not change significantly if the proposals are implemented. This would be well within the proposed response standard.

The benefits of the proposals would see a more efficient use of resources across the County as well as within Elmbridge; these are outlined in more detail in the main Public Safety Plan. You would receive one fire engine attending incidents on average in about seven minutes, with five firefighters on board and in many cases that will be sufficient resources to deal with the emergency safely and effectively. For life and property risk incidents, additional resources will be on their way to provide the required support for the first crew attending. The first fire crew on scene will assess the scale of the incident and can request more resources should they be required.

The proposed changes would release what could be characterised as under utilised staff resources from across the Service (mainly from the night shift) who will be used to undertake training and other essential work. They will also be able to improve community safety through our prevention and protection work whilst being capable of supporting emergency response to deal with unexpected increases in demand or pre-planned events.

There has previously been speculation about moving some fire stations in Elmbridge but there are currently no plans to consult on proposed new location(s). However, if a suitable site(s) becomes available and there are clear benefits, then consultation on changing the location would be undertaken. This would include consideration of the impact on emergency response cover in the area.

Proposed changes to fire engine deployment across Surrey



¹ For an explanation of wholetime, see section 10 of the main plan

² For an explanation of retained duty, see section 10 of the main plan

³ For further information on emergency response modelling, see 9.38 of the plan